

TYPE K2A-U

UNIVERSAL TERMINAL

(Two Conductor)
For Aluminum and Copper
Conductors

These dual-rated two-conductor lugs are constructed from high strength aluminum alloy and electro tin-plated to provide low contact resistance.




Fig. 1




Fig. 2


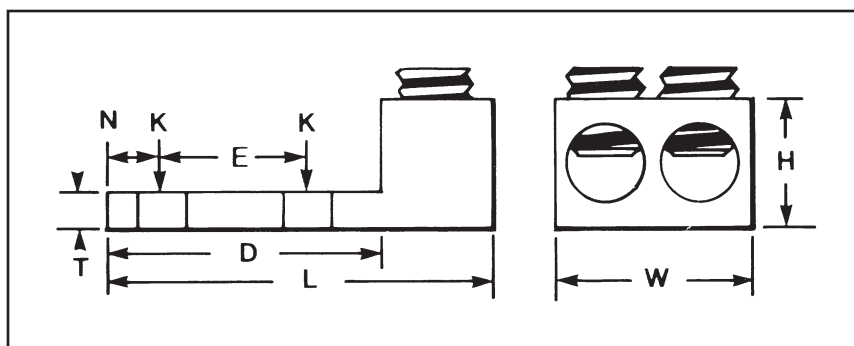


Fig. 3



Catalog Number*	Fig. No.	TWO: Wire Range (Aluminum or Copper)	Stud Hole Size	D	L	N	** W	E	T	** H	Recommended Tightening ▲ Torque (in-lb)
K2A25U	1	14 AWG-1/0	1/4	0.81	1.47	0.44	1.13	—	0.19	0.79	50
K2A26U	2	14 AWG-2/0 AWG	1/4	0.81	1.47	0.44	1.25	—	0.19	0.80	120
K2A29U	2	6 AWG-250 kcmil	3/8	1.50	2.56	0.50	1.66	—	0.25	1.20	275
K2A31U	2	6 AWG-350 kcmil	1/2	1.69	2.88	0.88	1.94	—	0.25	1.26	275
K2A36U	2	2 AWG-600 kcmil	1/2	1.75	3.20	0.63	2.41	—	0.44	1.58	375
K2A40U	2	300 kcmil-800 kcmil	5/8	1.66	3.38	0.88	3.19	—	0.50	1.95	500
K2A44U	2	500 kcmil-1000 kcmil	5/8	1.66	3.50	0.88	3.52	—	0.50	1.95	500
K2A31U-2N	3	6 AWG-350 kcmil	1/2	3.00	4.50	0.63	2.31	1.75	0.31	1.39	275
K2A36U-2N	3	2 AWG-600 kcmil	1/2	3.22	4.69	0.63	2.41	1.75	0.44	1.39	375
K2A40U-2N	3	300 kcmil-800 kcmil	1/2	3.03	4.75	0.63	3.19	1.75	0.50	1.95	375
K2A44U-2N	3	500 kcmil-1000 kcmil	1/2	3.03	4.75	0.63	3.19	1.75	0.50	1.95	375

* "N" indicates NEMA standard stud holes.

▲ Listed torque values are for maximum conductor sizes accommodated. Consult UL486 Tables 7-4, 7-5, 7-6 for smaller conductor sizes.

** Maximum dimension.

Blue highlighted items are industry standard and most frequently ordered.